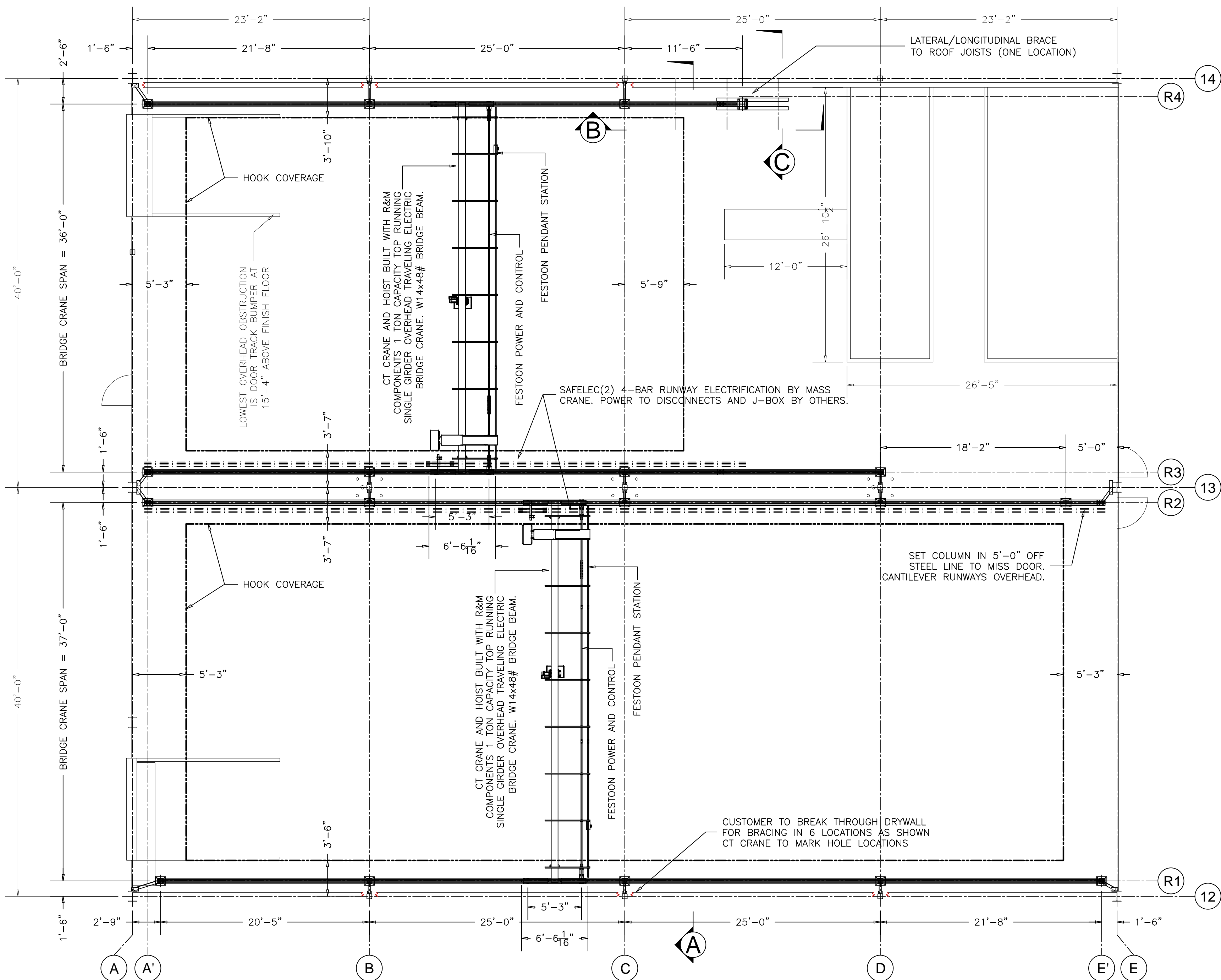
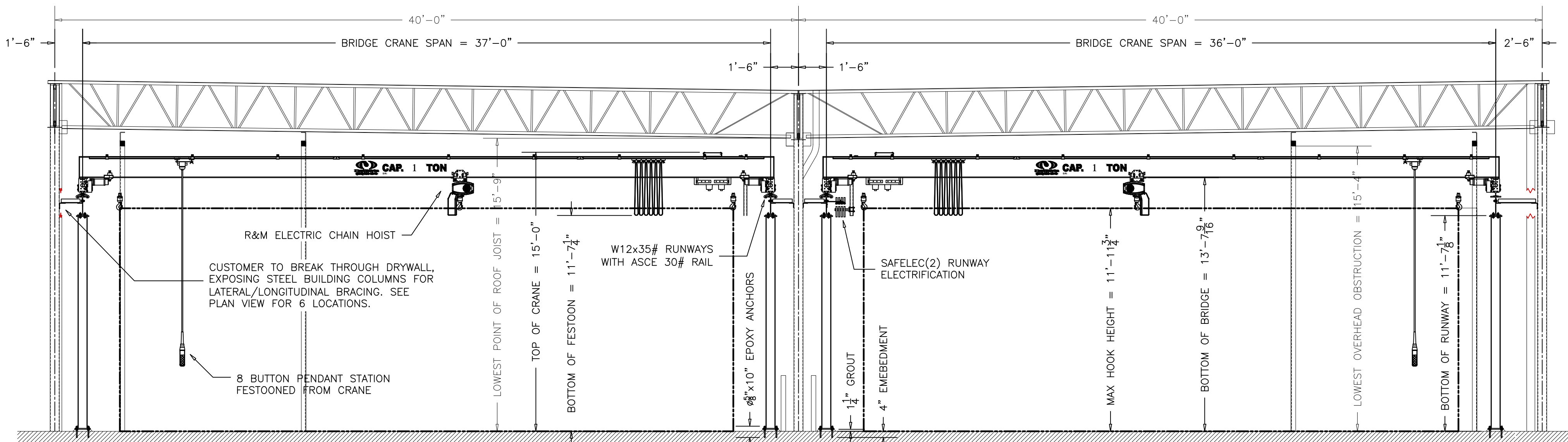


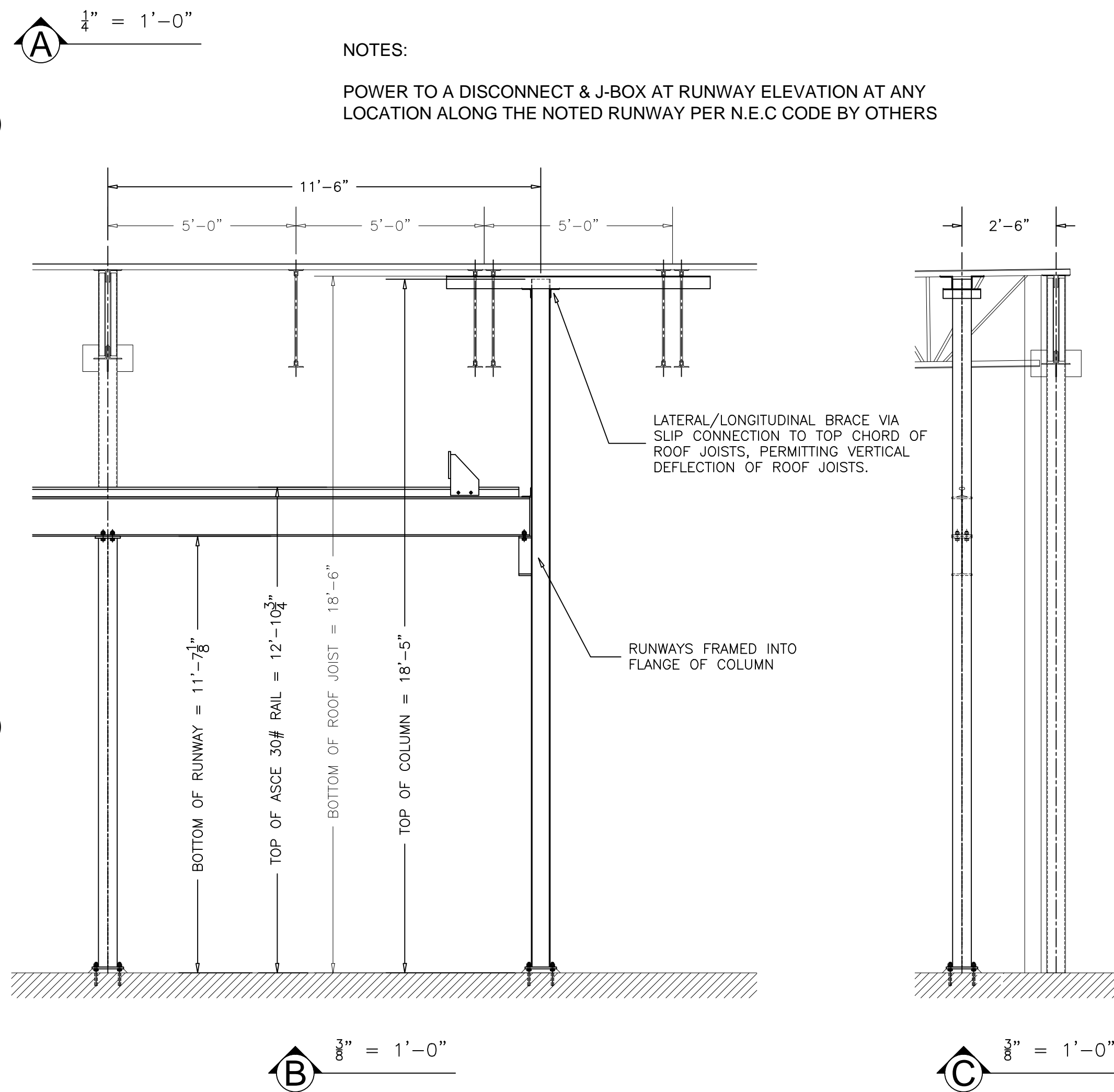
TECHNICAL DATA

SYSTEM CAPACITY	2 TON
CRANE CAPACITY	1 TON
SPAN	1 @ 37'-0", 1 @ 36'-0"
MAX HOOK HEIGHT	11'-11"
HOIST SPEED	15/5.2 FPM 2-SPD
HOIST POWER	2.4 HP
TROLLEY SPEED	65/8 FPM VFD
TROLLEY POWER	.2 HP
BRIDGE SPEED	100 FPM VFD
BRIDGE POWER	2 @ .5 HP
WEIGHT OF TROLLEY	210 LBS
WEIGHT OF BRIDGE	2,792 LBS
CRANE GROUP	CMAA "C"
POWER (VERIFY)	460/3/60
CONTROL	115/1/60
PAINT (CRANE)	SAFETY YELLOW
PAINT (STRUCTURE)	MACHINE GRAY



BRIDGE CRANE PLAN

SCALE - 1:80



NOTES:
POWER TO A DISCONNECT & J-BOX AT RUNWAY ELEVATION AT ANY LOCATION ALONG THE NOTED RUNWAY PER N.E.C CODE BY OTHERS

MAXIMUM CRANE LOADING	
MAX VERTICAL LOAD =	7.36 kips
MAX HORIZONTAL LOAD =	.19 kips
MAX LONGITUDINAL LOAD =	.35 kips

"PRINT FOR APPROVAL"

APPROVED BY:
PRINT NAME:

NO.	REVISION	DATE	DRAWN
1	REMOVED REMOTES, NOTED 2 TON CAP.	12/12/14	CMD
2	SHIFTED CRANE COLUMN AT A'1 AND R1 SHIFTED R4 LINE 9", AS-BUILT	2/23/15	CMD



PROJECT:
2 Ton Runways w/ 1-Ton Bridge Crane Systems

DATE:	
DRAWN BY:	
DESIGNED BY:	
CHECKED BY:	
QC CHECK BY:	
SCALE:	AS NOTED
JOB NUMBER:	

DRAWING NUMBER
S1

THIS DRAWING IS THE SOLE PROPERTY OF CT CRANE AND HOIST. AND SHALL BE USED FOR INFORMATIONAL PURPOSES ONLY. ANY COPY OF THIS DRAWING OR THE INFORMATION WITHIN IT IS PROHIBITED FOR SALE OR MANUFACTURING WITHOUT THE WRITTEN CONSENT OF CT CRANE & HOIST SERVICE, INC.